


# Find Yourself in Leicester - Shopping, Eating and Exploring your brand new city centre.

## Highcross



On 4th September Highcross Leicester, the city's biggest regeneration project, open its doors for the first time, offering an awe-inspiring fashion, entertainment and dining experience, never before seen in the East Midlands.

Top end retailers including All Saints, Zara, Cruise and Hugo Boss are just some of the major fashion brands that will be on offer at Highcross, supported by existing anchor stores House of Fraser and Debenhams, as well as a stunning new flagship four storey John Lewis store.

A series of open streets and squares will be flanked by some of the UK's most sought after restaurants, including Carluccio's, Wagamama's, Yo! Sushi, Handmade Burger Company and Canas y Tapas, creating a lively 'Covent Garden style' destination for the city.

But if food is not on the menu, the 12-screen, 3000 seater Cinema de Lux will be just the ticket, offering the latest box office hits in unimaginable comfort, including rocking and reclining seats, a concierge service, and a fantastic restaurant and bar.

Over 3,000 car parking space are available at Highcross, including electronic car charge points, bicycle storage facilities, and new shopmobility services. A brand new bus corridor will also open on the 4th September on Causeway Lane just opposite John Lewis, which will allow over 500 buses a day from the city and county to arrive right on the doorstep of Highcross.

The £350 million pound scheme, designed by some of the worlds leading architects, will create a new landmark for Leicester. Housing top fashion names, mouth-watering restaurants, and contemporary city-centre living, it will transform the city into one of the UK's top ten retail destinations. You don't want to miss it.

Visit [www.highcrossleicester.com](http://www.highcrossleicester.com) for further information on shops, restaurants, travel and much more.

## Leicester Market

Leicester Market is situated in the heart of the city centre and is open 6 days a week (Monday - Saturday) every week of the year. The market has been in existence for over 700 years and is widely known as the largest covered outdoor market in Europe.

The market offers a traditional market atmosphere with fresh produce at extremely competitive prices. The market has over 100 fruit/veg stalls selling fresh produce from all over the world. In addition bargains can be found at all our other stalls which offer a diverse range of products such as clothing, footwear, bags, jewellery, ethnic items and household products to name but a few.

Next to the outdoor market there is also an indoor market which offers a further 79 stalls. Within the indoor market is one of the finest fish markets in the country. Here there is a tremendous variety of fish. From cod to eel, shark to lobster its all there and furthermore the traders will be more than happy to tell you how to prepare that exotic dish.

When you have done your shopping there will also be the opportunity to dine in one of our many market cafe's that offer a wide menu to cover most tastes.

In addition to the excellent shopping facilities the market also has special events throughout the year to entertain the family.

So why not come to Leicester Market, it has all you need under the one roof and at low low prices. You never know you maybe pleasantly surprised.

## City Centre Cycling

Leicester is a cycle-friendly city. More and more people are choosing cycling for fun, to get fit and to get around. Bicycles are welcome in the new Pedestrian Zone.



**Cycle Parking**  
Cycle parking is provided on busy streets, at public buildings, retail and entertainment centres. For shortstay cycle parking use a strong lock and secure your bike to a cycle rack. There are over 200 cycle racks on city centre streets now covered by CCTV.

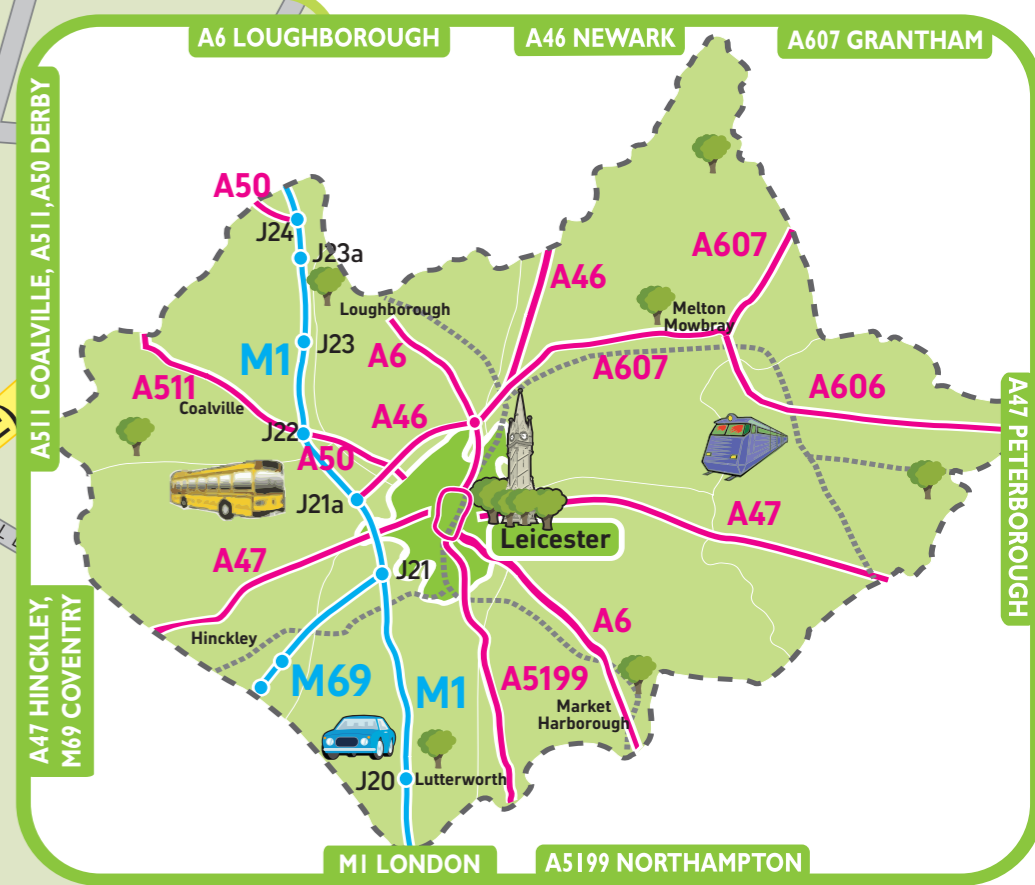
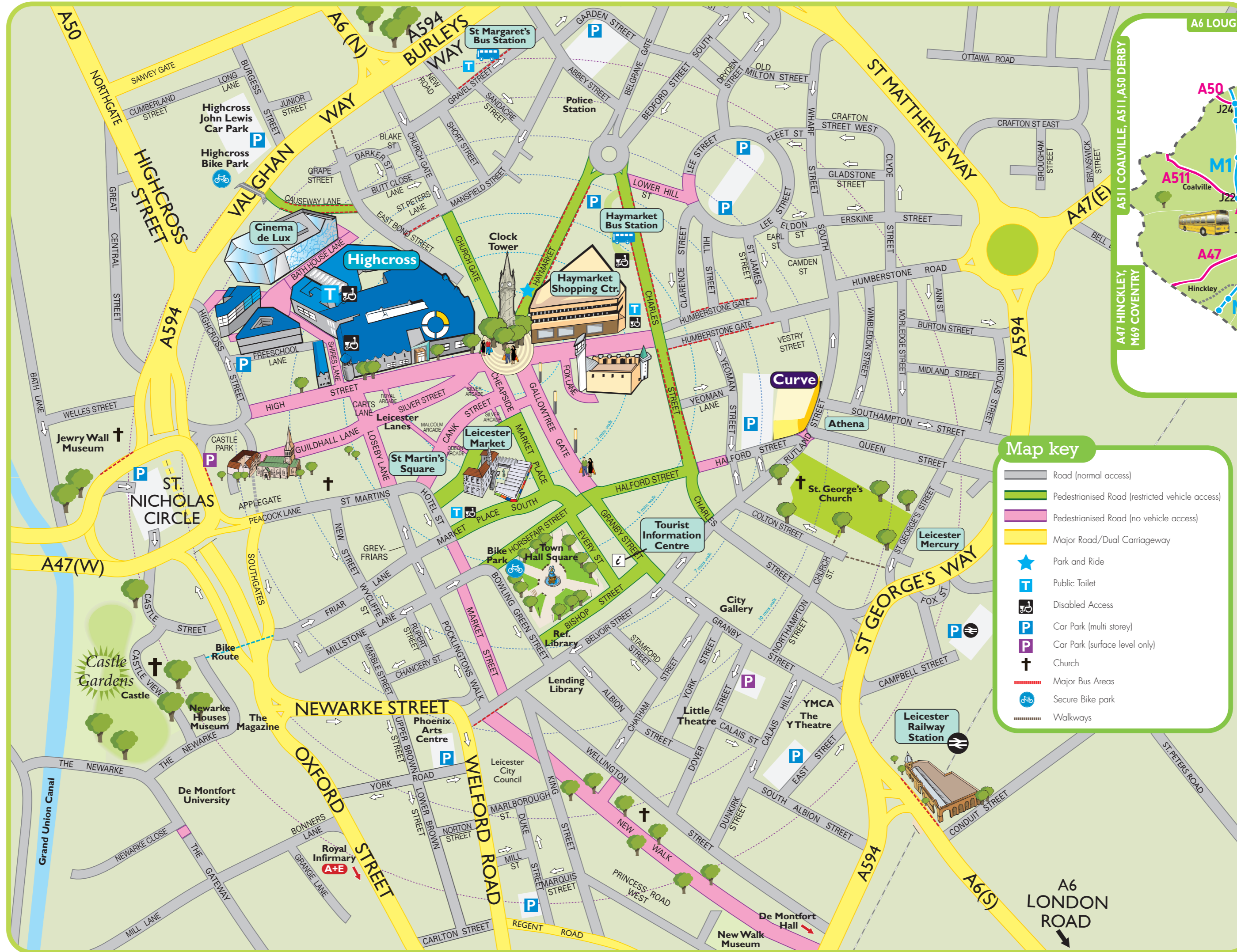
High security cycle parking is provided at both the Town Hall and Highcross Bike Park for £1 per day.

**Safer Cycling**

- Give way to pedestrians and be prepared to walk at busy times.
- Use a bell but never assume all people can hear you.
- Consider wearing a good quality helmet.
- Use lights and make yourself visible in the dark.
- Choose quiet roads, bus lanes and cycle tracks to get to the city centre.

**Get Cycling**  
Find out about cycle training, bike maintenance, clubs and bike shops at [www.leicester.gov.uk/cycle-city](http://www.leicester.gov.uk/cycle-city).  
For a free guide to cycling and using your bike see [www.sustrans.org.uk](http://www.sustrans.org.uk).

Have Fun - Get Fit - Feel Free



## Curve

Europe's most exciting cultural project is here in Leicester...

Curve is Leicester's new theatre which will bring world-class performances to the city. It offers something for everyone, whether you want cutting edge theatre or foot stomping musicals.

The first production at Curve is *Simply Cinderella*, a brand new family musical, 4 December 2008 - 24 January 2009.

To book tickets visit [www.curveonline.co.uk](http://www.curveonline.co.uk)

Designed by world-renowned architect Rafael Viñoly, Curve is one of the best-equipped and most up-to-date of Britain's theatres. Enclosed by a huge glass facade, Curve features two auditoria, a large flexible stage that can be seen from the street outside and a magnificent open-plan foyer with views onto the café, bars, backstage areas, and across the stage.

For your invitation to an exclusive pre-opening test event and to receive details of the opening programme, log on at [www.curveonline.co.uk](http://www.curveonline.co.uk) and join the marketing list at Curve.

Principal partners in the building of Curve: Leicester City Council, Arts Council England funds from The National Lottery, East Midlands Development Agency, Leicester Shire Economic Partnership, project part financed by the European Union (ERDF), in partnership with Leicester Theatre Trust and in association with Phoenix

## Travel Information

**Getting Here By Car**  
Leicester is 2 hours by car from London, 1 hour from Birmingham and 2 hours from Manchester. The M1 passes through Leicestershire - Junction 21, or 22 will provide good access to Leicester city centre. The M69 and M6 also offer easy access from Birmingham, Wales and the Southwest.

**Getting into the city couldn't be easier, with over 8,500 parking spaces available in the city centre, and 500 additional car parking spaces available at Park & Ride.**

**When you're travelling into the city, follow the simple car park zone signs and you'll be sure to find a space at one of the city's many car parks.**

All of the multi-storey car parks in the city centre are extremely well sign-posted and have up to date real time availability clearly shown, so if your first choice is full, carry on to the next car park with spaces.

**City Centre Car Parking Zones**

**NORTH** - If you are travelling into Leicester city centre from the north of Leicestershire (A6, A607) you will need to follow **North Zone** car parking signs for Abbey Street, Haymarket and Lee Circle car parks.

**EAST** - If you are travelling into Leicester city centre from the east of Leicestershire or Rutland (A47) you will need to follow **East Zone** car parking signs for East Street, Rutland Centre and Lee Circle car parks.

**SOUTH** - If you are travelling into Leicester city centre from the south of Leicestershire (A6, A5149, A426) you will need to follow **South Zone** car parking signs for East Street, Newarke Street, Welford Road and Rutland Centre Car Parks.

**WEST** - If you are travelling into Leicester city centre from the west of Leicestershire (A47) you will need to follow **West Zone** car parking signs for Highcross John Lewis Car Park, Highcross Rooftop and St.Nicholas Circle car parks.

\* Car parking charges vary according to time, season and car park - please check [www.goleicestershire.com](http://www.goleicestershire.com) for information

**Getting Here By Train**  
Leicester Train Station is ideally situated to start your day in Leicester City Centre. Based on the A6 London Road, you can walk straight out of the station and into the main shopping area of the city within 5 minutes.

Leicester is on the East Midlands Trains line from London St. Pancras to South Yorkshire. Direct trains from London take 75 minutes. For Rail enquiries contact:  
National Rail Enquiries: 08457 48 49 50  
TrainTracker™: 0871 200 49 50  
TrainTracker™ Text - text "Leicester" to: 8 49 50

**Getting Here By Coach**  
You will arrive at St Margaret's Bus Station which is close to Highcross Leicester.

National Express offer national coach services to Leicester. London to Leicester takes just under 3 hours. Ashby de la Zouch, Coalville, Kegworth, Market Harborough, Loughborough and East Midlands Airport are also served by National Express. For travel enquiries contact:  
National Express: 08717 81 81 81 (between 08:00 and 20:00. Calls cost a maximum of 7.91 pence a minute for BT customers. Mobile and other networks may vary)

**Disabled Persons Travel Helpline**  
Our Disabled Persons Travel Helpline can be contacted on: 08717 81 81 79  
A textphone is provided for customers who are deaf or hard of hearing on: 0121 45 50 086

**Getting About By Bus**  
Major city centre bus stop areas are highlighted on the map by roads with red borders. For information on bus services throughout Leicester and Leicestershire, including Park & Ride services for the city, call the Travel Line on 0871 200 22 33 or whilst you are out and about in the city visit one of the following:-  
First Bus Travel Shop (near the Haymarket Shopping Centre)  
Arriva Travel Shop  
St Margaret's Bus Station  
Gravel Street, Leicester

**Getting About By Bicycle**  
The city centre is less than a 30 minute cycle ride from anywhere in Leicester. There are signed National Cycle Network Routes to and from the city centre. Follow NCN 6 routes from North & South. Follow NCN 63 from East & West.

**Cycle Parking**  
Secure Bike Parks for over 300 bicycles are provided at Highcross and the Town Hall. There are cycle racks on most city centre streets.

For mapping and route-finder information on cycle routes to and from the city centre see [www.leicester.gov.uk/cycle-city](http://www.leicester.gov.uk/cycle-city).

**Shopmobility**  
Shopmobility (situated next to scenic lifts in Highcross) is open Monday to Friday from 9.30am to 4pm, and Saturday from 9.30am to 3.30pm. For more information regarding Highcross Shop Mobility services please call 0116 253 2596 or email - [shopmobility@leicester.gov.uk](mailto:shopmobility@leicester.gov.uk)

Shopmobility (situated in Haymarket Bus Station) is open 9.30am - 4pm, and 9.30am - 3.30pm. For more information regarding Shop Mobility services please call 0116 253 7125 or email [shopmobility@leicester.gov.uk](mailto:shopmobility@leicester.gov.uk)